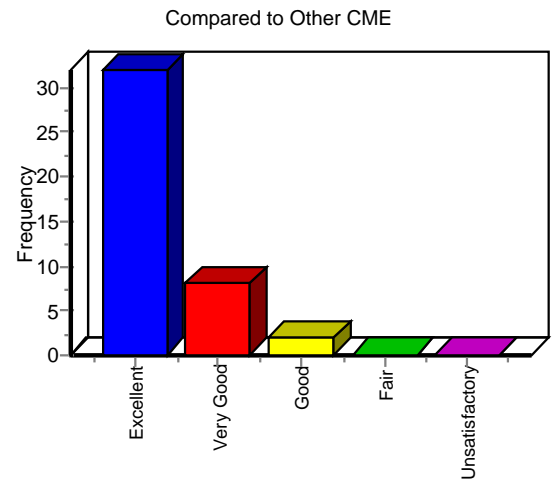


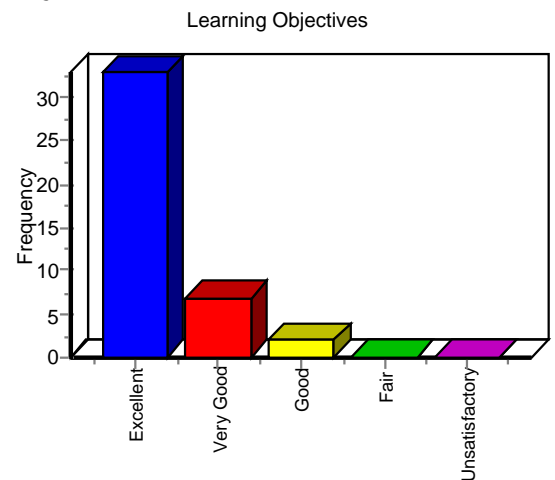
Compared to other CME activities that I have participated in over the past year, I would rate this activity as:

Label	Frequency	Percent	Valid Percent
Excellent	32	68.1	76.2
Very Good	8	17.0	19.0
Good	2	4.3	4.8
Fair	0	0.0	0.0
Unsatisfactory	0	0.0	0.0
Total Valid	42	89.4	100.0
Total Missing	5	10.6	
Total	47	100.0	



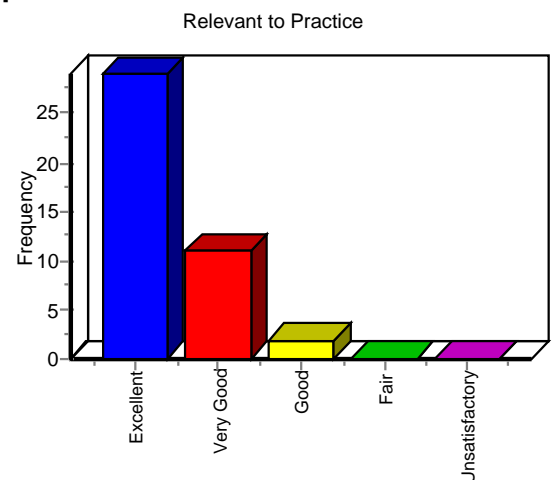
How effective was the activity in meeting the stated learning objectives?

Label	Frequency	Percent	Valid Percent
Excellent	33	70.2	78.6
Very Good	7	14.9	16.7
Good	2	4.3	4.8
Fair	0	0.0	0.0
Unsatisfactory	0	0.0	0.0
Total Valid	42	89.4	100.0
Total Missing	5	10.6	
Total	47	100.0	



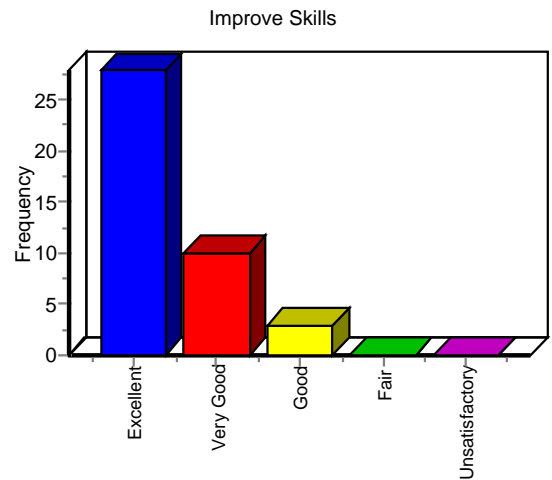
Evaluate how useful and relevant this information is to your practice:

Label	Frequency	Percent	Valid Percent
Excellent	29	61.7	69.0
Very Good	11	23.4	26.2
Good	2	4.3	4.8
Fair	0	0.0	0.0
Unsatisfactory	0	0.0	0.0
Total Valid	42	89.4	100.0
Total Missing	5	10.6	
Total	47	100.0	



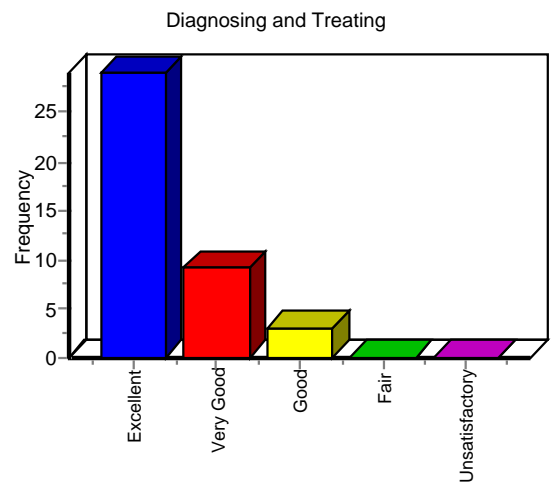
How effective will the information you learned during this activity be in helping you improve your skills or judgement?

Label	Frequency	Percent	Valid Percent
Excellent	28	59.6	68.3
Very Good	10	21.3	24.4
Good	3	6.4	7.3
Fair	0	0.0	0.0
Unsatisfactory	0	0.0	0.0
Total Valid	41	87.2	100.0
Total Missing	6	12.8	
Total	47	100.0	



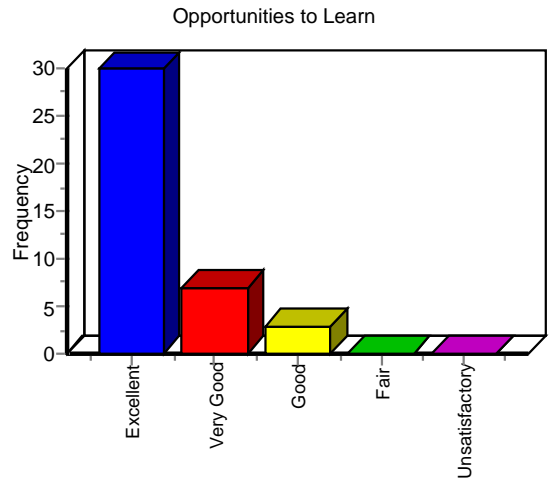
How effective was this activity in enhancing your confidence in diagnosing and treating patients with the condition(s) presented?

Label	Frequency	Percent	Valid Percent
Excellent	29	61.7	70.7
Very Good	9	19.1	22.0
Good	3	6.4	7.3
Fair	0	0.0	0.0
Unsatisfactory	0	0.0	0.0
Total Valid	41	87.2	100.0
Total Missing	6	12.8	
Total	47	100.0	



How well did this activity include opportunities to learn interactively from faculty/participants?

Label	Frequency	Percent	Valid Percent
Excellent	30	63.8	75.0
Very Good	7	14.9	17.5
Good	3	6.4	7.5
Fair	0	0.0	0.0
Unsatisfactory	0	0.0	0.0
Total Valid	40	85.1	100.0
Total Missing	7	14.9	
Total	47	100.0	



How likely are you to make changes in your practice based on the information presented during this CME activity?

Label	Frequency	Percent	Valid Percent
Very likely	16	34.0	39.0
Pretty likely	20	42.6	48.8
Somewhat likely	4	8.5	9.8
Unlikely	1	2.1	2.4
Total Valid	41	87.2	100.0
Total Missing	6	12.8	
Total	47	100.0	

