



7860 Peters Road, F111 • Plantation, Florida 33324  
(954) 723-0057 Phone • (954) 723-0353 Fax  
email: [info@naceonline.com](mailto:info@naceonline.com)

## EMERGING CHALLENGES IN PRIMARY CARE: 2008

# Conference

November 15, 2008



*Long Beach, California  
Hyatt Regency Long Beach*

**Program Chair**  
Gregg Sherman, MD

**Activity Director**  
Michelle Frisch, MPH

**Program Evaluation**  
November 26, 2008

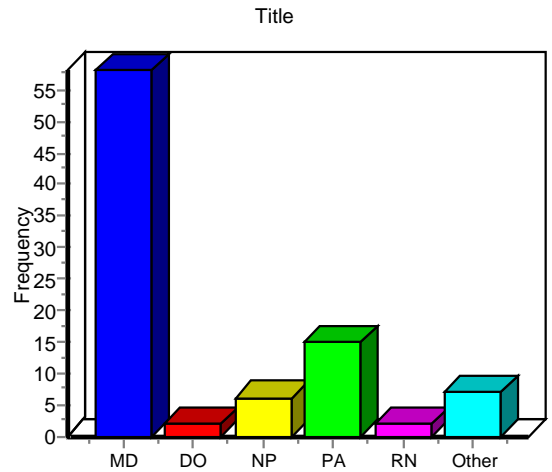
In November 2008, NACE sponsored a CME program, ***Emerging Challenges in Primary Care: 2008***, in Long Beach, CA.

This educational activity was designed to provide primary care physicians, nurse practitioners, physician assistants and other primary care providers the opportunity to learn about Restless Leg Syndrome, Stroke, Urticaria, Incretins and Incretin-Mimetics and Insulin Therapy in Diabetes, Rheumatoid Arthritis, Fibromyalgia, Chronic Pain Management, and Osteoporosis. In planning this CME activity, the National Association for Continuing Education (NACE) performed a needs assessment. A literature search was conducted, national guidelines were reviewed, survey data was analyzed, and experts in each therapeutic area were consulted to determine gaps in practitioner knowledge, competence or performance.

One hundred one healthcare providers attended ***Emerging Challenges in Primary Care: 2008*** in Long Beach, CA. Each attendee was asked to complete and return a conference satisfaction and planning form and a needs assessment form prior to the end of the conference. Eighty-nine completed forms were received. The data collected is displayed in this report.

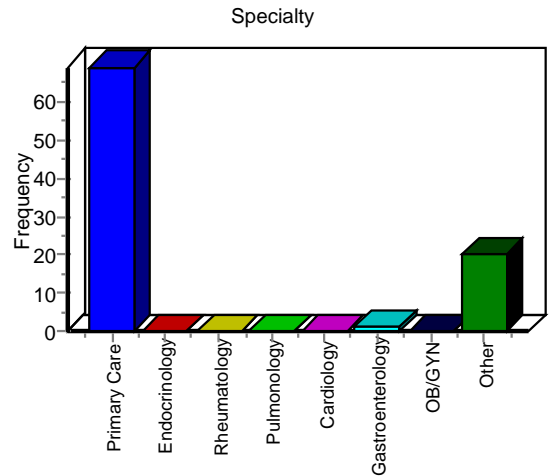
### What is your professional title and specialty?

Label	Frequency	Percent	Valid Percent
MD	58	65.2	65.2
DO	2	2.2	2.2
NP	6	6.7	6.7
PA	15	16.9	16.9
RN	2	2.2	2.2
Other	7	7.9	7.9
Total Valid	89	100.0	100.0



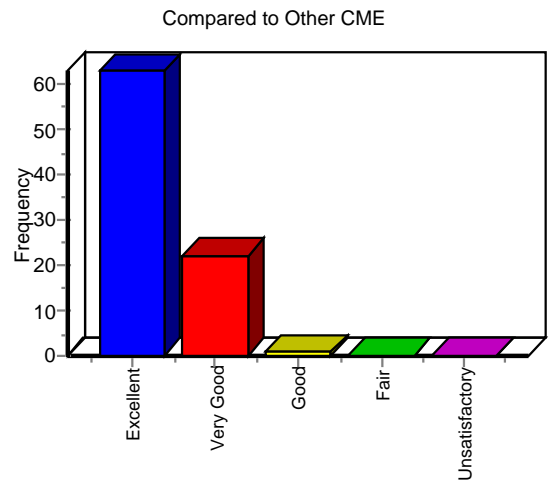
### What is your specialty?

Label	Frequency	Percent	Valid Percent
Primary Care	69	77.5	78.4
Endocrinology	0	0.0	0.0
Rheumatology	0	0.0	0.0
Pulmonology	0	0.0	0.0
Cardiology	0	0.0	0.0
Gastroenterology	1	1.1	1.1
OB/GYN	0	0.0	0.0
Other	20	22.5	22.7
Total Valid	88	98.9	100.0
Total Missing	1	1.1	
Total	89	100.0	



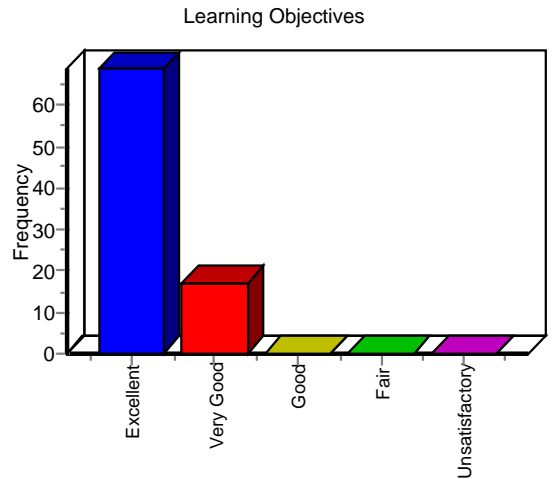
### Compared to other CME activities that I have participated in over the past year, I would rate this activity as:

Label	Frequency	Percent	Valid Percent
Excellent	63	70.8	73.3
Very Good	22	24.7	25.6
Good	1	1.1	1.2
Fair	0	0.0	0.0
Unsatisfactory	0	0.0	0.0
Total Valid	86	96.6	100.0
Total Missing	3	3.4	
Total	89	100.0	



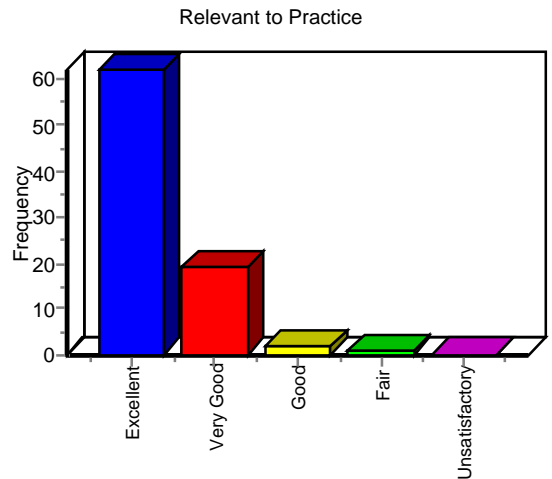
**How effective was the activity in meeting the stated learning objectives?**

Label	Frequency	Percent	Valid Percent
Excellent	69	77.5	80.2
Very Good	17	19.1	19.8
Good	0	0.0	0.0
Fair	0	0.0	0.0
Unsatisfactory	0	0.0	0.0
Total Valid	86	96.6	100.0
Total Missing	3	3.4	
Total	89	100.0	



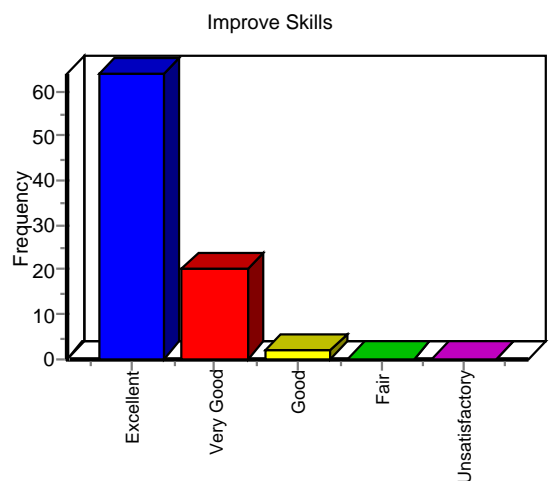
**Evaluate how useful and relevant this information is to your practice:**

Label	Frequency	Percent	Valid Percent
Excellent	62	69.7	73.8
Very Good	19	21.3	22.6
Good	2	2.2	2.4
Fair	1	1.1	1.2
Unsatisfactory	0	0.0	0.0
Total Valid	84	94.4	100.0
Total Missing	5	5.6	
Total	89	100.0	



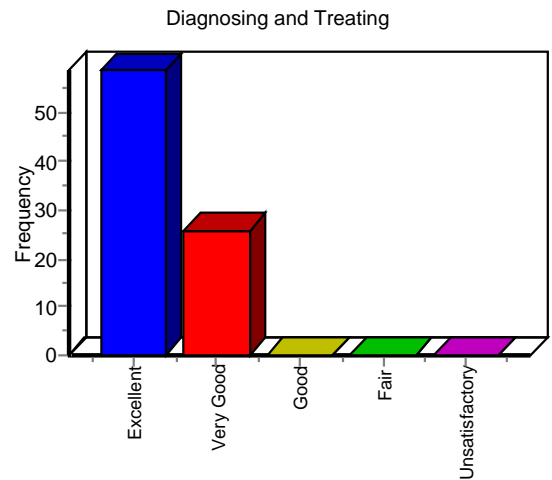
**How effective will the information you learned during this activity be in helping you improve your skills or judgement?**

Label	Frequency	Percent	Valid Percent
Excellent	64	71.9	74.4
Very Good	20	22.5	23.3
Good	2	2.2	2.3
Fair	0	0.0	0.0
Unsatisfactory	0	0.0	0.0
Total Valid	86	96.6	100.0
Total Missing	3	3.4	
Total	89	100.0	



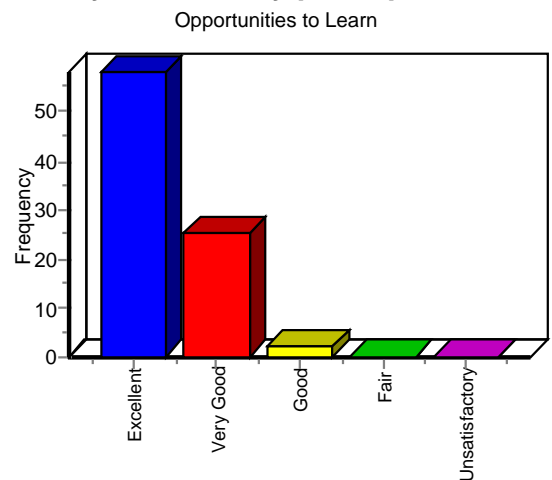
**How effective was this activity in enhancing your confidence in diagnosing and treating patients with the condition(s) presented?**

Label	Frequency	Percent	Valid Percent
Excellent	59	66.3	69.4
Very Good	26	29.2	30.6
Good	0	0.0	0.0
Fair	0	0.0	0.0
Unsatisfactory	0	0.0	0.0
Total Valid	85	95.5	100.0
Total Missing	4	4.5	
Total	89	100.0	



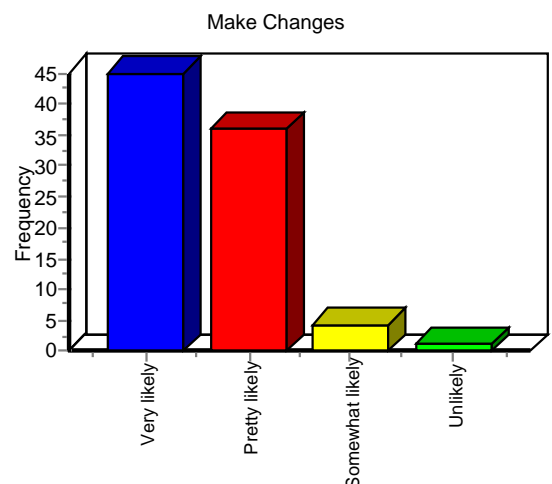
**How well did this activity include opportunities to learn interactively from faculty/participants?**

Label	Frequency	Percent	Valid Percent
Excellent	58	65.2	68.2
Very Good	25	28.1	29.4
Good	2	2.2	2.4
Fair	0	0.0	0.0
Unsatisfactory	0	0.0	0.0
Total Valid	85	95.5	100.0
Total Missing	4	4.5	
Total	89	100.0	



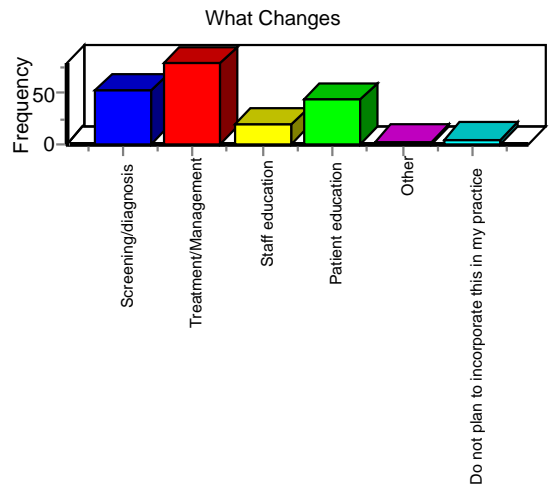
**How likely are you to make changes in your practice based on the information presented during this CME activity?**

Label	Frequency	Percent	Valid Percent
Very likely	45	50.6	52.3
Pretty likely	36	40.4	41.9
Somewhat likely	4	4.5	4.7
Unlikely	1	1.1	1.2
Total Valid	86	96.6	100.0
Total Missing	3	3.4	
Total	89	100.0	



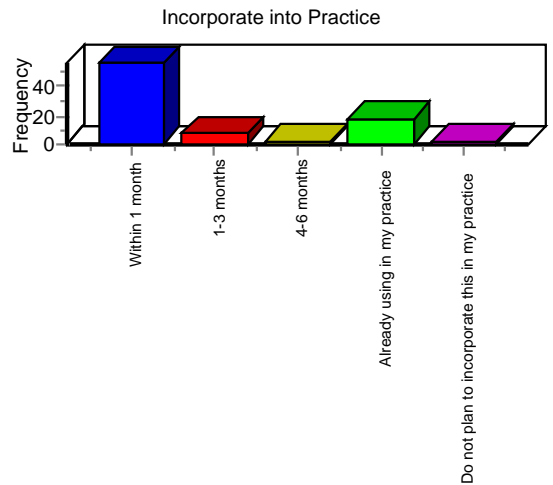
### In what areas will you make changes in practice?

Label	Frequency	Percent	Valid Percent
Screening/diagnosis	52	58.4	59.8
Treatment/Management	78	87.6	89.7
Staff education	19	21.3	21.8
Patient education	43	48.3	49.4
Other	2	2.2	2.3
Do not plan to incorporate this in my practice	4	4.5	4.6
Total Valid	87	97.8	100.0
Total Missing	2	2.2	
Total	89	100.0	



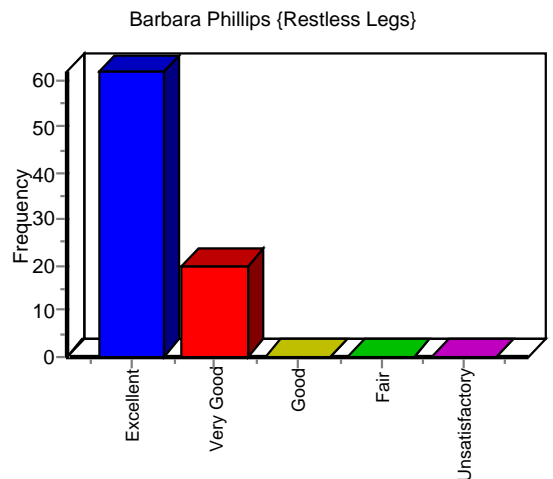
### How soon will you incorporate the information from this CME activity into your practice?

Label	Frequency	Percent	Valid Percent
Within 1 month	57	64.0	67.1
1-3 months	8	9.0	9.4
4-6 months	1	1.1	1.2
Already using in my practice	18	20.2	21.2
Do not plan to incorporate this in my practice	1	1.1	1.2
Total Valid	85	95.5	100.0
Total Missing	4	4.5	
Total	89	100.0	



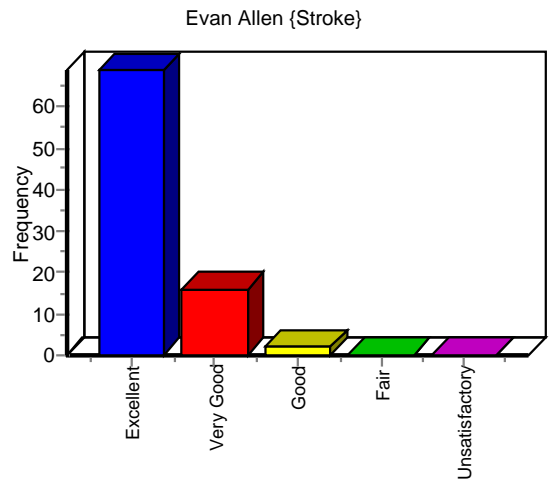
### In terms of delivery of the presentation, please rate the effectiveness of the speaker: Barbara Phillips, MD (Restless Legs):

Label	Frequency	Percent	Valid Percent
Excellent	62	69.7	75.6
Very Good	20	22.5	24.4
Good	0	0.0	0.0
Fair	0	0.0	0.0
Unsatisfactory	0	0.0	0.0
Total Valid	82	92.1	100.0
Total Missing	7	7.9	
Total	89	100.0	



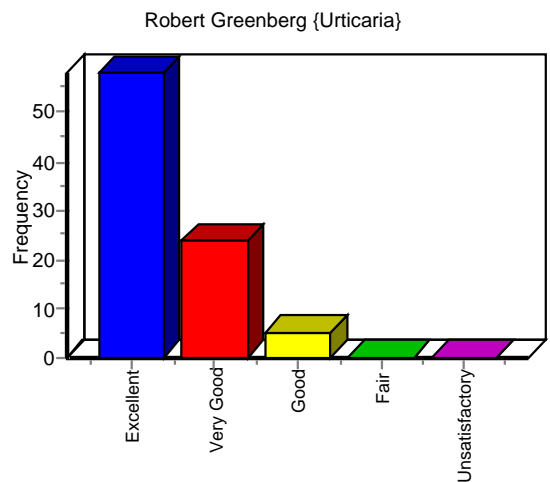
**In terms of delivery of the presentation, please rate the effectiveness of the speaker: Evan Allen, MD (Stroke):**

Label	Frequency	Percent	Valid Percent
Excellent	69	77.5	79.3
Very Good	16	18.0	18.4
Good	2	2.2	2.3
Fair	0	0.0	0.0
Unsatisfactory	0	0.0	0.0
Total Valid	87	97.8	100.0
Total Missing	2	2.2	
Total	89	100.0	



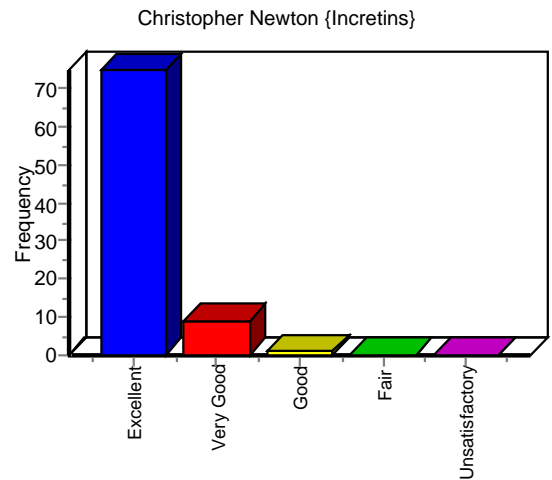
**In terms of delivery of the presentation, please rate the effectiveness of the speaker: Robert Greenberg, MD (Urticaria):**

Label	Frequency	Percent	Valid Percent
Excellent	58	65.2	66.7
Very Good	24	27.0	27.6
Good	5	5.6	5.7
Fair	0	0.0	0.0
Unsatisfactory	0	0.0	0.0
Total Valid	87	97.8	100.0
Total Missing	2	2.2	
Total	89	100.0	



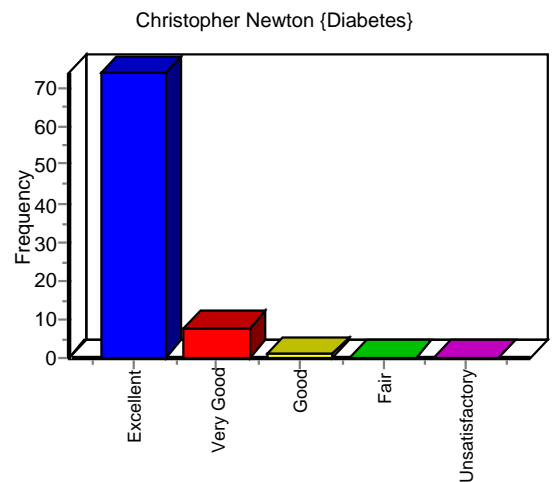
**In terms of delivery of the presentation, please rate the effectiveness of the speaker: Christopher Newton, MD (Incretins):**

Label	Frequency	Percent	Valid Percent
Excellent	75	84.3	88.2
Very Good	9	10.1	10.6
Good	1	1.1	1.2
Fair	0	0.0	0.0
Unsatisfactory	0	0.0	0.0
Total Valid	85	95.5	100.0
Total Missing	4	4.5	
Total	89	100.0	



**In terms of delivery of the presentation, please rate the effectiveness of the speaker: Christopher Newton, MD (Insulin):**

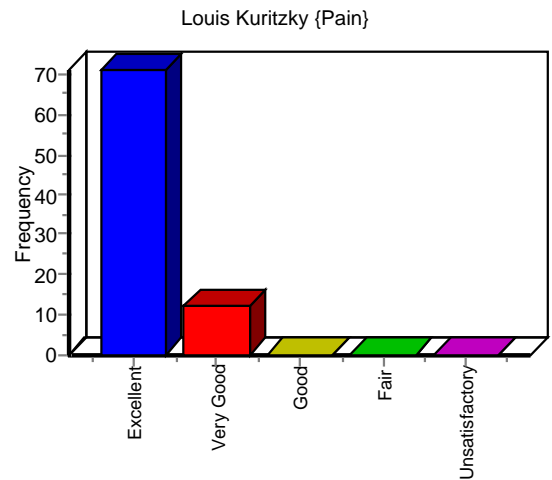
Label	Frequency	Percent	Valid Percent
Excellent	74	83.1	89.2
Very Good	8	9.0	9.6
Good	1	1.1	1.2
Fair	0	0.0	0.0
Unsatisfactory	0	0.0	0.0
Total Valid	83	93.3	100.0
Total Missing	6	6.7	
Total	89	100.0	





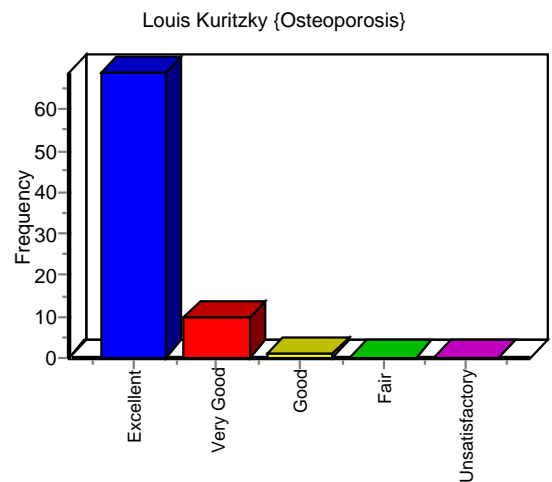
**In terms of delivery of the presentation, please rate the effectiveness of the speaker: Louis Kuritzky, MD (Pain):**

Label	Frequency	Percent	Valid Percent
Excellent	71	79.8	85.5
Very Good	12	13.5	14.5
Good	0	0.0	0.0
Fair	0	0.0	0.0
Unsatisfactory	0	0.0	0.0
Total Valid	83	93.3	100.0
Total Missing	6	6.7	
Total	89	100.0	



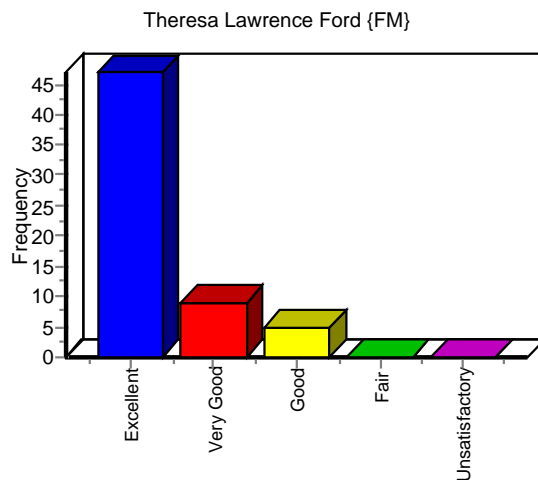
**In terms of delivery of the presentation, please rate the effectiveness of the speaker: Louis Kuritzky, MD (Osteoporosis):**

Label	Frequency	Percent	Valid Percent
Excellent	69	77.5	86.3
Very Good	10	11.2	12.5
Good	1	1.1	1.3
Fair	0	0.0	0.0
Unsatisfactory	0	0.0	0.0
Total Valid	80	89.9	100.0
Total Missing	9	10.1	
Total	89	100.0	



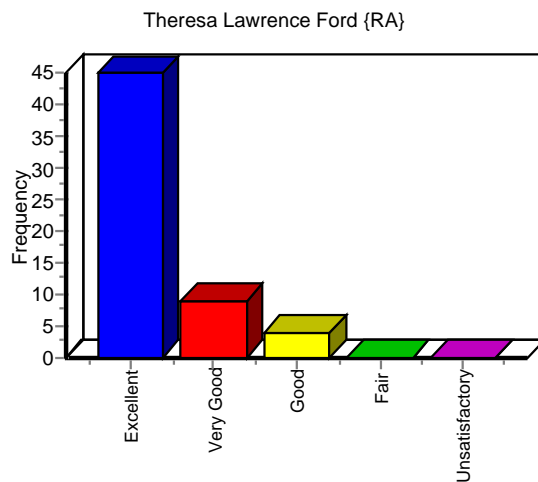
**In terms of delivery of the presentation, please rate the effectiveness of the speaker: Theresa Lawrence Ford, MD (FM):**

Label	Frequency	Percent	Valid Percent
Excellent	47	52.8	77.0
Very Good	9	10.1	14.8
Good	5	5.6	8.2
Fair	0	0.0	0.0
Unsatisfactory	0	0.0	0.0
Total Valid	61	68.5	100.0
Total Missing	28	31.5	
Total	89	100.0	



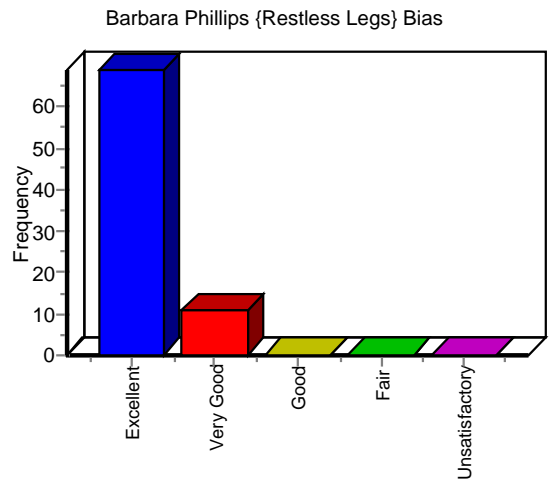
**In terms of delivery of the presentation, please rate the effectiveness of the speaker: Theresa Lawrence Ford, MD (RA):**

Label	Frequency	Percent	Valid Percent
Excellent	45	50.6	77.6
Very Good	9	10.1	15.5
Good	4	4.5	6.9
Fair	0	0.0	0.0
Unsatisfactory	0	0.0	0.0
Total Valid	58	65.2	100.0
Total Missing	31	34.8	
Total	89	100.0	



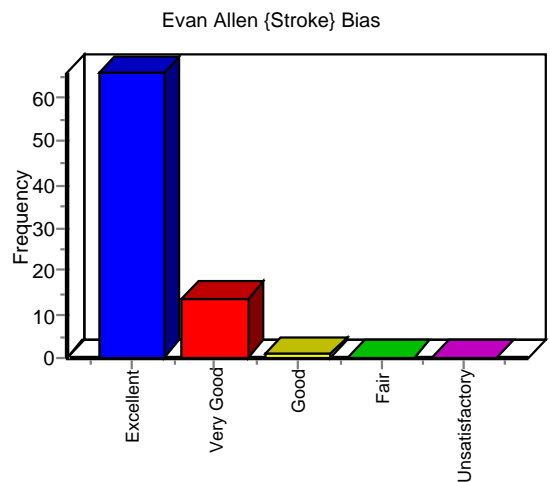
**To what degree do you believe that the subject matter was presented fair, balanced, and free of commercial bias? Barbara Phillips, MD (Restless Legs):**

Label	Frequency	Percent	Valid Percent
Excellent	69	77.5	86.3
Very Good	11	12.4	13.8
Good	0	0.0	0.0
Fair	0	0.0	0.0
Unsatisfactory	0	0.0	0.0
Total Valid	80	89.9	100.0
Total Missing	9	10.1	
Total	89	100.0	



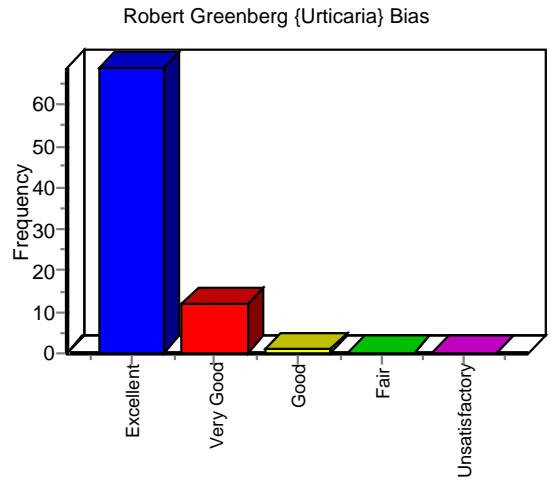
**To what degree do you believe that the subject matter was presented fair, balanced, and free of commercial bias? Evan Allen, MD (Stroke):**

Label	Frequency	Percent	Valid Percent
Excellent	66	74.2	81.5
Very Good	14	15.7	17.3
Good	1	1.1	1.2
Fair	0	0.0	0.0
Unsatisfactory	0	0.0	0.0
Total Valid	81	91.0	100.0
Total Missing	8	9.0	
Total	89	100.0	



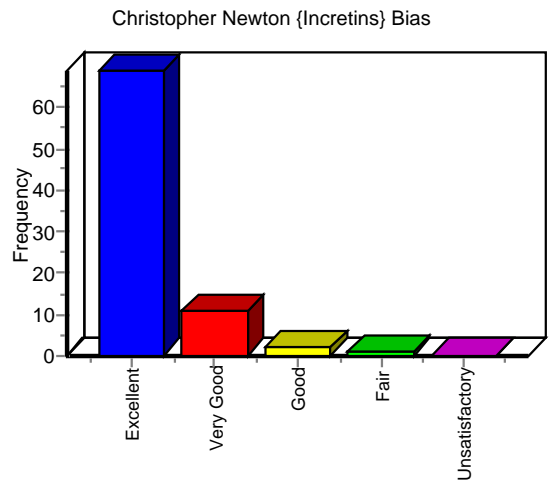
**To what degree do you believe that the subject matter was presented fair, balanced, and free of commercial bias? Robert Greenberg, MD (Urticaria):**

Label	Frequency	Percent	Valid Percent
Excellent	69	77.5	84.1
Very Good	12	13.5	14.6
Good	1	1.1	1.2
Fair	0	0.0	0.0
Unsatisfactory	0	0.0	0.0
Total Valid	82	92.1	100.0
Total Missing	7	7.9	
Total	89	100.0	



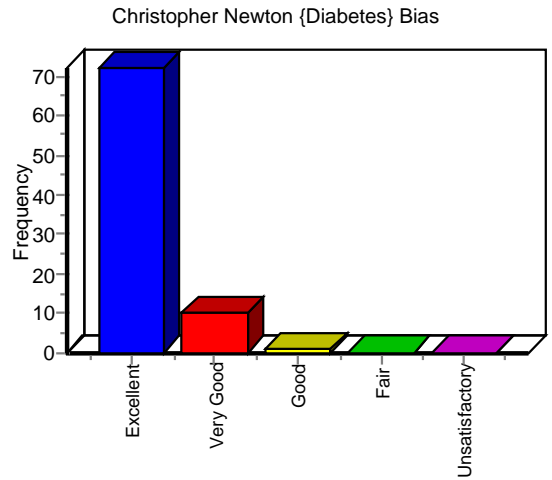
**To what degree do you believe that the subject matter was presented fair, balanced, and free of commercial bias? Christopher Newton, MD (Incretins):**

Label	Frequency	Percent	Valid Percent
Excellent	69	77.5	83.1
Very Good	11	12.4	13.3
Good	2	2.2	2.4
Fair	1	1.1	1.2
Unsatisfactory	0	0.0	0.0
Total Valid	83	93.3	100.0
Total Missing	6	6.7	
Total	89	100.0	



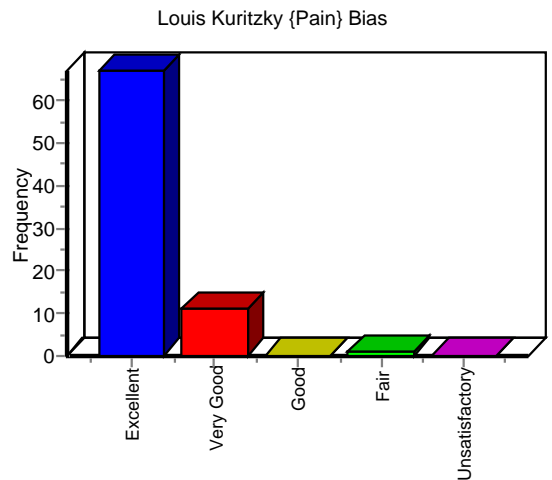
**To what degree do you believe that the subject matter was presented fair, balanced, and free of commercial bias? Christopher Newton, MD (Insulin):**

Label	Frequency	Percent	Valid Percent
Excellent	72	80.9	86.7
Very Good	10	11.2	12.0
Good	1	1.1	1.2
Fair	0	0.0	0.0
Unsatisfactory	0	0.0	0.0
Total Valid	83	93.3	100.0
Total Missing	6	6.7	
Total	89	100.0	



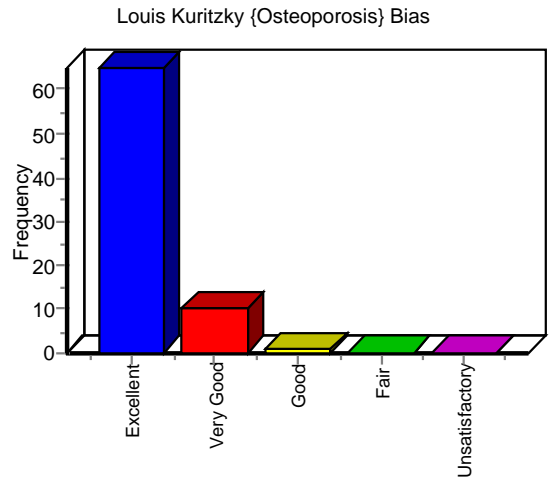
**To what degree do you believe that the subject matter was presented fair, balanced, and free of commercial bias? Louis Kuritzky, MD (Pain):**

Label	Frequency	Percent	Valid Percent
Excellent	67	75.3	84.8
Very Good	11	12.4	13.9
Good	0	0.0	0.0
Fair	1	1.1	1.3
Unsatisfactory	0	0.0	0.0
Total Valid	79	88.8	100.0
Total Missing	10	11.2	
Total	89	100.0	



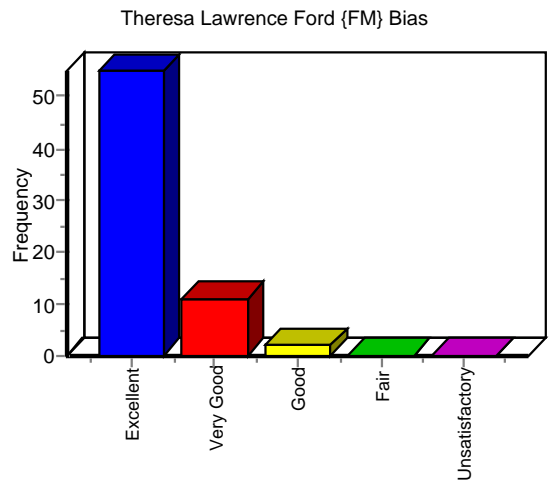
**To what degree do you believe that the subject matter was presented fair, balanced, and free of commercial bias? Louis Kuritzky, MD (Osteoporosis):**

Label	Frequency	Percent	Valid Percent
Excellent	65	73.0	85.5
Very Good	10	11.2	13.2
Good	1	1.1	1.3
Fair	0	0.0	0.0
Unsatisfactory	0	0.0	0.0
Total Valid	76	85.4	100.0
Total Missing	13	14.6	
Total	89	100.0	



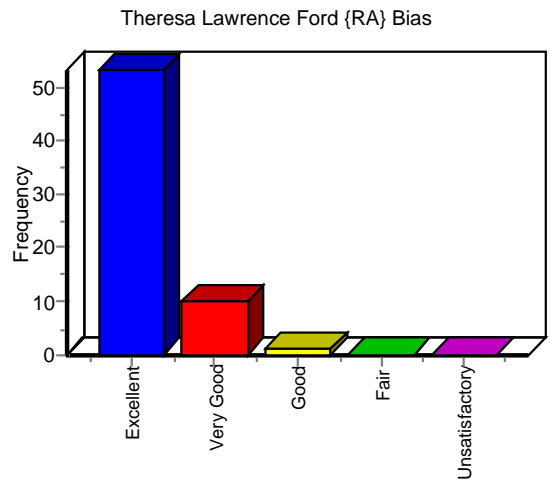
**To what degree do you believe that the subject matter was presented fair, balanced, and free of commercial bias? Theresa Lawrence Ford, MD (FM):**

Label	Frequency	Percent	Valid Percent
Excellent	55	61.8	80.9
Very Good	11	12.4	16.2
Good	2	2.2	2.9
Fair	0	0.0	0.0
Unsatisfactory	0	0.0	0.0
Total Valid	68	76.4	100.0
Total Missing	21	23.6	
Total	89	100.0	



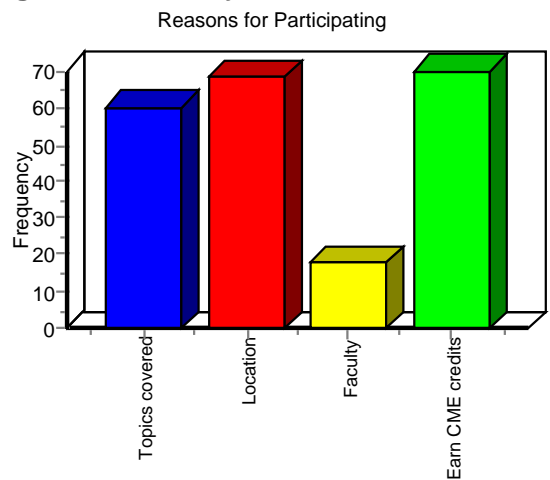
**To what degree do you believe that the subject matter was presented fair, balanced, and free of commercial bias? Theresa Lawrence Ford, MD (RA):**

Label	Frequency	Percent	Valid Percent
Excellent	53	59.6	82.8
Very Good	10	11.2	15.6
Good	1	1.1	1.6
Fair	0	0.0	0.0
Unsatisfactory	0	0.0	0.0
Total Valid	64	71.9	100.0
Total Missing	25	28.1	
Total	89	100.0	



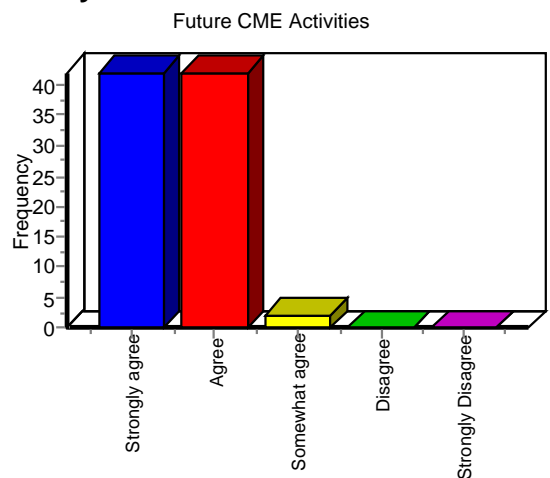
**Which statement(s) best reflects your reasons for participating in this activity:**

Label	Frequency	Percent	Valid Percent
Topics covered	60	67.4	69.0
Location	68	76.4	78.2
Faculty	18	20.2	20.7
Earn CME credits	70	78.7	80.5
Total Valid	87	97.8	100.0
Total Missing	2	2.2	
Total	89	100.0	



**Future CME activities concerning this subject matter are necessary:**

Label	Frequency	Percent	Valid Percent
Strongly agree	42	47.2	48.8
Agree	42	47.2	48.8
Somewhat agree	2	2.2	2.3
Disagree	0	0.0	0.0
Strongly Disagree	0	0.0	0.0
Total Valid	86	96.6	100.0
Total Missing	3	3.4	
Total	89	100.0	



### What is your professional title and specialty?

Comment
MPH
PharmD x5
Clinical Psychology

### What is your specialty?

Comment
Family Practice
Urgent Care
Inpatient Pharmacy
Internal Medicine
Pharmacy x4
Geriatrics
Pain Management
Industrial Medicine
Family Medicine
Internal Medicine
Vascular Surgery
Dermatology

### In what areas will you make changes in practice?

Comment
Work efficiency because of increased knowledge
Retired



## What topics would you like to see offered as CME activities in the future?

Comment
Adolescent/Pediatric medical issues
Urinary incontinence/Prostate conditions cancer screenig
Autism
Management of heart failure
Addiction
Alzheimer's/Hormone replacement Rx
Cost comparison of treatment in real daily management
HIV drug therapies
CAD/HTN/CHF
Addressing obesity in an outpatient setting
HIV/Hepatitis C/GERD
Hypertension
Pharm interactions and comorbidities
Anemia
Management of obesity/Adolescent depression
Cardiology issues
Emergency Medicine
Psoriasis/Headache/Vertigo
Dermatology/Endocrinology/Autoimmune disorders
Menopause and Women's Health
Pediatrics
Update on HTN/BPH/IBS
HTN
Dermatology for Primary Care physician
Diagnosis of Melanoma
Heart Disease

## Additional comments:

Comment
Fantastic! First CME I have been to and it could not have been better! Love the handouts! Thank you!
Great handouts! Should put Diabetes first thing in the morning-great speaker
Appreciate to get the CD of this conference
Bigger room/Bigger visual aids/More projection
Thank you for the excellent speaker and topics
Very good lectures
Good meeting
Excellent CME
Thank you
Excellent
It would be nice to ask the speaker questions at the breaks. Change the fee to \$25 per person and get us lunch/snacks
Excellent program today
Summary sheets/slides were good. Personally best learning style is visual. Handouts were helpful
Thank you very much! I enjoyed this
Would be nice to have the conference in Orange County
I liked the smaller group!
It would have been nice to have a copy of the FM tender points in the syllabus. I would like a dermatologist to lecture who is more serious or at least more serious about the specialty of dermatology
Great presentations
The speakers were excellent!! The room was too small and alot of the participants did not sit at tables
Great course! Hopefully you have more in SoCal
Should have provided water at each table
Dr. Newton was A++ would like to hear other lectures from him
Pre and Post test were excellent. Thanks for inviting me to this
Thank you
All of the topics were excellent! Clinically very relevant!
Appreciated professionalism of presenters
Thank you!